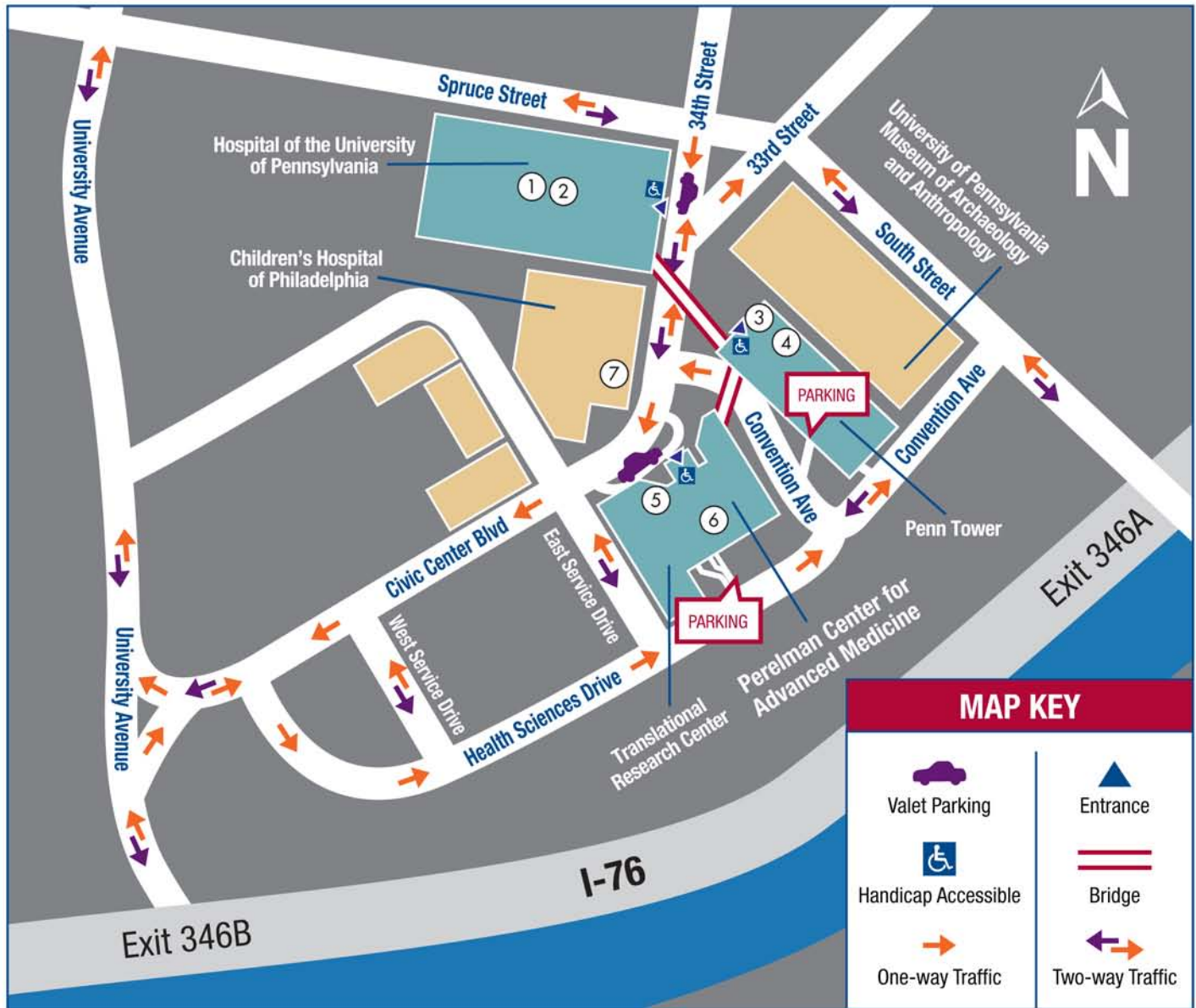


CAMPUS MAP

Parking and directions on reverse side.



The Hospital of the University of Pennsylvania campus consists of the Hospital of the University of Pennsylvania (HUP), the Ruth and Raymond Perelman Center for Advanced Medicine and Penn Tower. Bridges connect all three buildings at the first floor.

The Hospital of the University of Pennsylvania

3400 Spruce Street
Philadelphia, PA 19104

Penn Tower

399 South 33rd Street
Philadelphia, PA 19104

The Perelman Center for Advanced Medicine

3400 Civic Center Boulevard
Philadelphia, PA 19104

DINING

1 HUP Cafeteria (6 am to 7 pm)
Founders Building, 2nd Floor

2 Jazz & Java Coffee
Founders Building, 2nd Floor

3 Potbelly Sandwich Works
Penn Tower
Main Entrance, Ground Floor

4 Coffee Classics (6 am to 2:30 pm)
Penn Tower
Main Entrance, Ground Floor

5 Gia Pronto Cafe
Perelman Center
West Atrium, Ground Floor

6 Gia Pronto Coffee Cart
Perelman Center
Atrium, First Floor

7 McDonald's
Children's Hospital
of Philadelphia



DIRECTIONS

FROM NORTHEASTERN AREAS

From I-95 South, take the Vine Street/Center City Exit, stay left to 676 West (Vine Street Expressway). Follow 676 West to the I-76 East Exit 1, International Airport. Follow I-76 East (Schuylkill Expressway) to Exit 346A, South Street (left exit), and turn right on South Street. Make a left on 34th Street. The Hospital of the University of Pennsylvania is on the right and Penn Tower and the Perelman Center for Advanced Medicine are on the left. See "PARKING."

FROM THE WEST & MONTGOMERY COUNTY

Take the Pennsylvania Turnpike to Exit 326, Valley Forge. Take I-76 East (Schuylkill Expressway) approximately 17 miles to Exit 346A, South Street (left exit), and turn right on South Street. Turn left on 34th Street. The Hospital of the University of Pennsylvania is on the right and Penn Tower and the Perelman Center for Advanced Medicine are on the left. See "PARKING."

FROM THE NORTH

Take I-476 (Northeast Extension) South to Exit 20, Mid-County. Pay the toll and continue south on I-476 to Exit 16A, I-76 East. Follow I-76 East (Schuylkill Expressway) approximately 17 miles to Exit 346A, South Street (left exit), and turn right on South Street. Turn left on 34th Street. The Hospital of the University of Pennsylvania is on the right and Penn Tower and the Perelman Center for Advanced Medicine are on the left. See "PARKING."

FROM THE SOUTH/PHILADELPHIA INTERNATIONAL AIRPORT

Take I-95 North to Exit 13, PA-291 toward I-76 West/Valley Forge (Schuylkill Expressway). Merge right. Cross Girard Point Bridge and turn left at light on 26th Street. Merge on I-76 West to Exit 346A, South Street (left exit), and turn left on South Street. Turn left on 34th Street. The Hospital of the University of Pennsylvania is on the right and Penn Tower and the Perelman Center for Advanced Medicine are on the left. See "PARKING."

FROM NEW JERSEY

Take I-295 to the Walt Whitman Bridge. Follow signs for I-76 West (Schuylkill Expressway) and take Exit 346A, South Street (left). Turn left on South Street and turn left on 34th Street. The Hospital of the University of Pennsylvania is on the right and Penn Tower and the Perelman Center for Advanced Medicine are on the left. See "PARKING."

Alternate Route from New Jersey and points East

Take the New Jersey Turnpike to Exit 3. Follow the Black Horse Pike (Route 168 North) for one mile to I-295 South. Go one mile to Exit 26 for I-76 West to the Walt Whitman Bridge. Cross the Bridge to take I-76 West (Schuylkill Expressway) to Exit 346A, South Street (left exit), and turn left on South Street. Turn left on 34th Street. The Hospital of the University of Pennsylvania is on the right and Penn Tower and the Perelman Center for Advanced Medicine are on the left. See "PARKING."

PARKING

Parking garages are available at Penn Tower and the Perelman Center for Advanced Medicine. Continue down 34th Street which becomes Civic Center Boulevard. Turn left on East Service Drive and immediately turn left on Health Sciences Drive. To park at the **Perelman Center**, turn left into the garage from Health Sciences Drive. To park at **Penn Tower**, turn left on Convention Avenue (from Health Sciences Drive) and right into the garage. **Valet parking** is available at the front entrances of the Hospital of the University of Pennsylvania (right turn from 34th Street) and the Perelman Center for Advanced Medicine (left turn from Civic Center Boulevard).

PARKING COSTS

	GARAGE		VALET	
	Patient	Non-patient	Patient	Non-patient
Up to 3 hrs.	\$6	\$12	\$9	\$14
3-7 hrs.	\$9	\$17	\$12	\$18
7-24 hrs.	\$10	\$19	\$13	\$20

Patients and guests 62 years and older are eligible for a senior discount. (\$1 off, up to 3 hrs. / \$2 off, 3 hrs. or over)

DIRECTIONS TO PENN PRESBYTERIAN MEDICAL CENTER

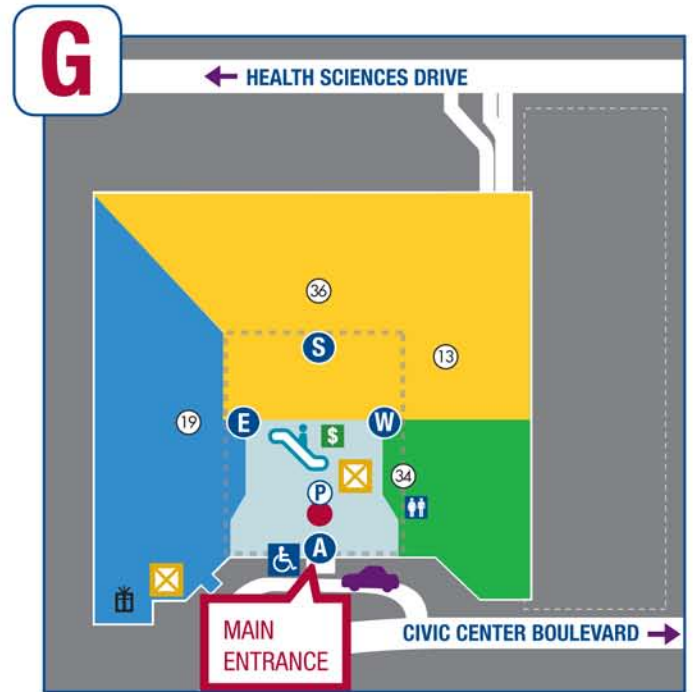
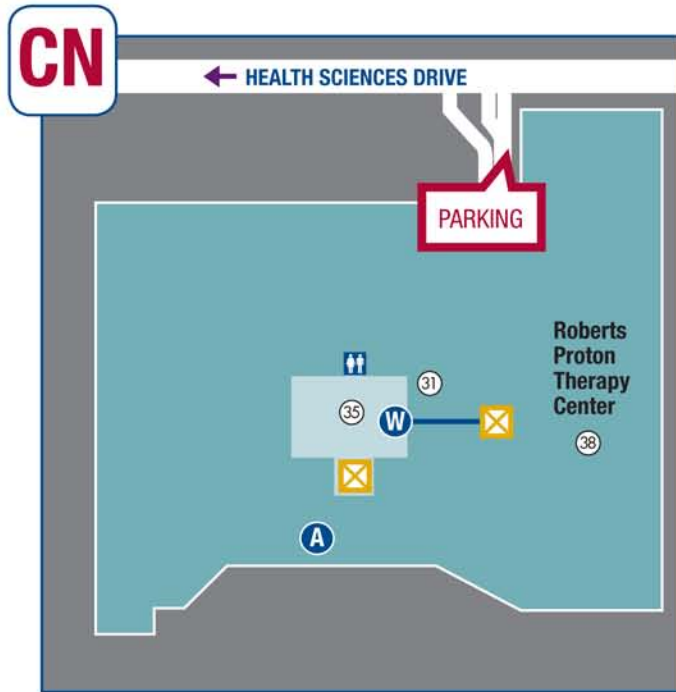
Take the 30th Street Exit from I-76 East or West, and continue West on Market Street to 38th Street. Turn right on 38th Street to enter the Penn Presbyterian campus.

DIRECTIONS TO PENNSYLVANIA HOSPITAL

Take I-76 West to 676 East. Follow I-676 (Vine Street Expressway) to the Eighth Street Exit. Follow Eighth Street to Spruce Street to reach the Hospital. Parking is available in the garage on Delancey Street.



Perelman Center FLOOR PLAN



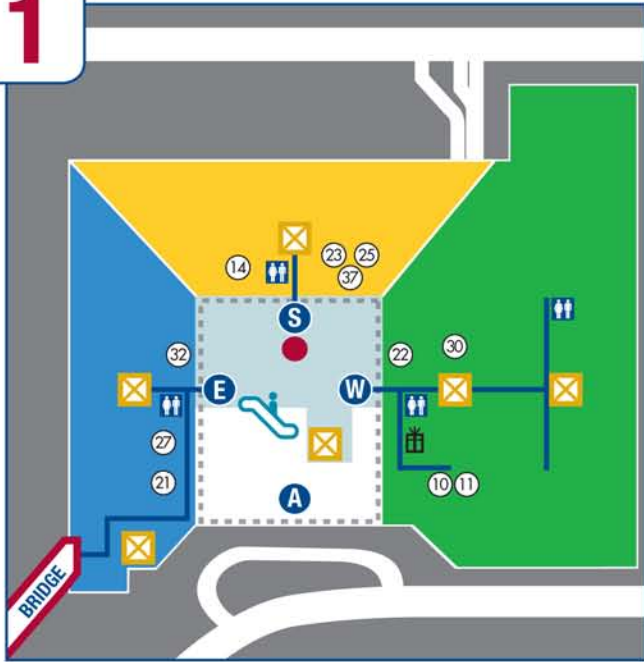
DEPARTMENT.....FLOOR, PAVILION

Abramson Cancer Center (ACC)	1-4, W
1 Clinical Research Phase 1 Program.....	4, W
2 Gastrointestinal Oncology.....	4, W
3 Genito-Urinary Oncology.....	4, W
4 Head & Neck Oncology.....	2, W
5 Hematology/Bone Marrow Transplant.....	2, W
6 Jordan Gynecologic Oncology Center.....	3, W
7 Lung Cancer.....	2, W
8 Melanoma.....	4, W
9 Neuro-Oncology.....	4, W
10 Cancer Nutrition Counseling.....	1, W
11 Psychosocial Cancer & Support.....	1, W
12 Rena Rowan Breast Center.....	3, W
13 Breast Imaging/Mammography.....	Ground, S
14 Dermatology.....	1, S
15 Endocrinology, Diabetes & Metabolism Rodebaugh Diabetes Center.....	4, W
16 Endoscopy Center.....	4, S
17 Gastroenterology.....	4, S
18 Heart and Vascular Center.....	2, E
19 Heart and Vascular Testing.....	Ground, E
20 Infusion/Photopheresis.....	2, W
21 Internal Medicine.....	1, E
22 Lung Center.....	1, W
23 Medical Genetics.....	1, S

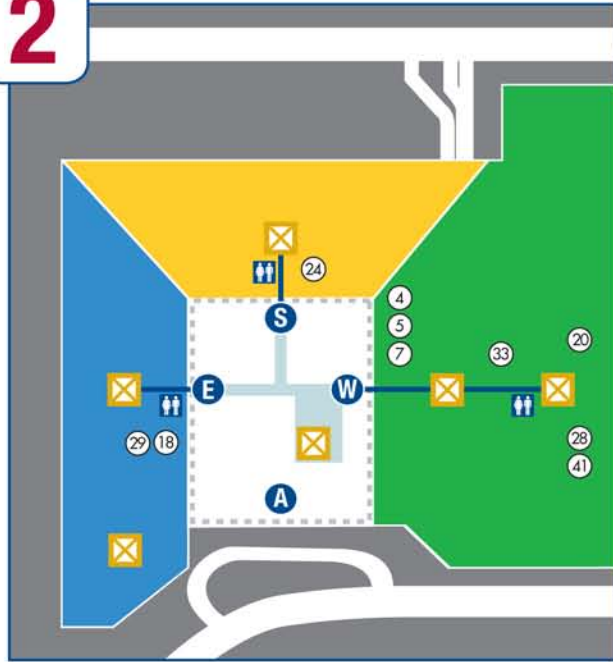
DEPARTMENT.....FLOOR, PAVILION

24 Memory Center.....	2, S
25 Nephrology/Renal Disease.....	1, S
26 Ophthalmology.....	3, W
27 Outpatient Laboratory.....	1, E
Penn Transplant Institute	
28 Abdominal Organ Transplant.....	2, W
29 Heart Transplant.....	2, E
30 Lung Transplant.....	1, W
31 Pediatric Diagnostic Services.....	Concourse
32 Plastic Surgery.....	1, E
33 Pre-Admission Testing.....	2, W
34 Pulmonary Diagnostic Services.....	Ground, W
35 Radiation Oncology.....	Concourse
36 Radiology.....	Ground, S
37 Rheumatology.....	1, S
38 Roberts Proton Therapy Center.....	Concourse
39 Surgery.....	4, W
40 SurgiCentre.....	3, E
41 Traumatology, Surgical Critical Care and Emergency Surgery	
Tuesday appointments.....	4, W
Friday appointments.....	2, W
42 Urology.....	3, W

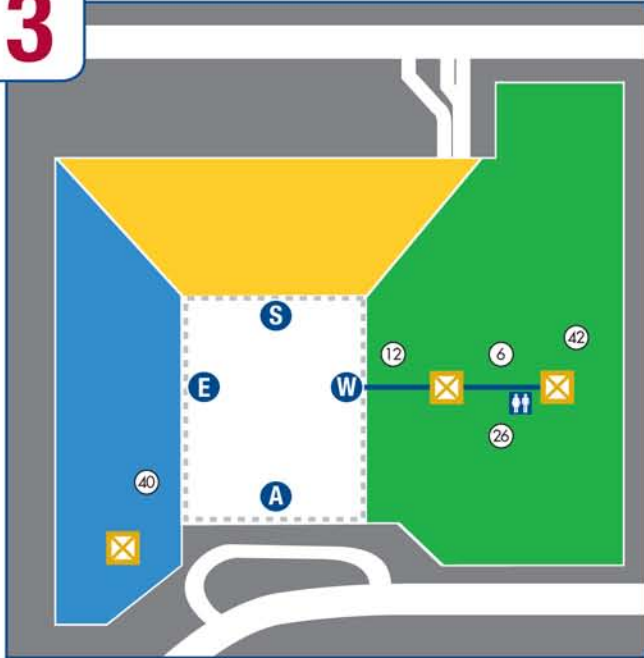
1



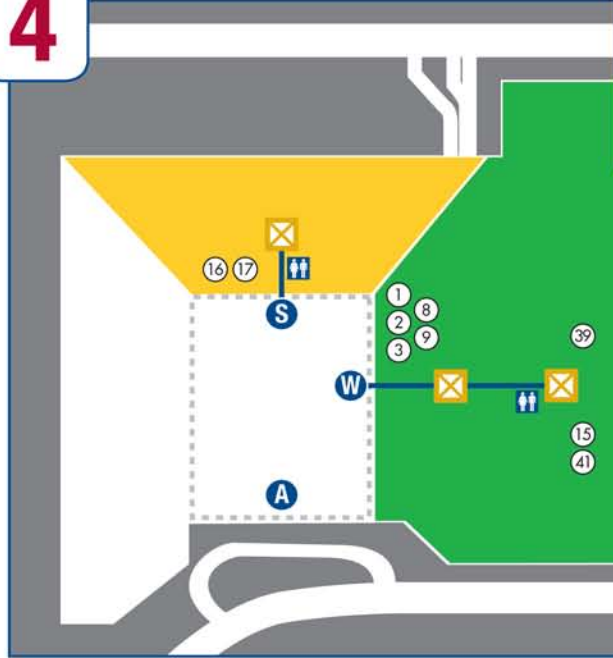
2



3



4



MAP KEY

- Valet Parking
- Entrance
- Information
- Elevator
- Escalator
- Restrooms
- Corridors
- Handicap Accessible
- Gift Shop