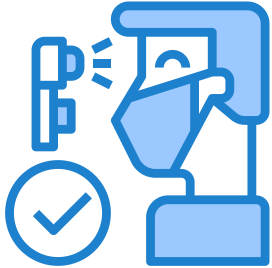




BEFORE You Return to Work



Self-administer temperature check and self-conduct symptom-free screening; guidelines at [cdc.gov](https://www.cdc.gov).



Anyone who is not feeling well should refrain from coming to work and seek medical guidance as indicated.



Anyone who has had close contact with a confirmed COVID-19 case must stay at home and self-isolate for 14 days after their last contact with the case even if they do not develop symptoms.



Complete the EHRS Resumption of Research Training for Penn Labs: <https://ehrs.upenn.edu/resumption-research-training-penn-labs>



Determine a safe travel plan to return to campus. Updated parking info: <https://www.med.upenn.edu/evdresearch/covid-19-penn-parking-update.pdf>.



If you are taking public transportation, please note that SEPTA riders are now required to wear face coverings starting Monday, June 8th.




For graduate students and postdocs, review and complete the opt-in process for the voluntary return to campus. Please consult with your PI if you'd like to review the lab-specific plan prior to making an opt-in decision.





When you ARRIVE on Campus



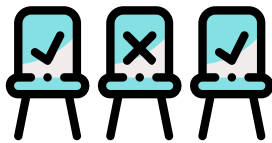
Wear a mask and have your Penn ID on hand at all times



Clean and disinfect frequently touched surfaces.




Practice good hygiene, remembering to wash your hands frequently.

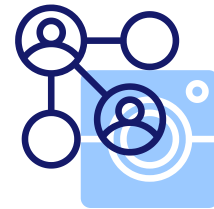



Adhere to the signage regarding guidelines on social distancing in common and shared areas, work spaces, entry and exit points, etc.

For anyone entering any of our buildings via the four consolidated entrance points [Biomedical Research Building, Johnson Pavilion, Stellar Chance, and Smilow], you will be explicitly asked by Security upon entrance to attest to the following:



- ✓ You are symptom-free (including self-administered temperature check), consent to the opt-in health policy, and agree to comply with all safety measures on and between campuses, both inside and outside buildings.



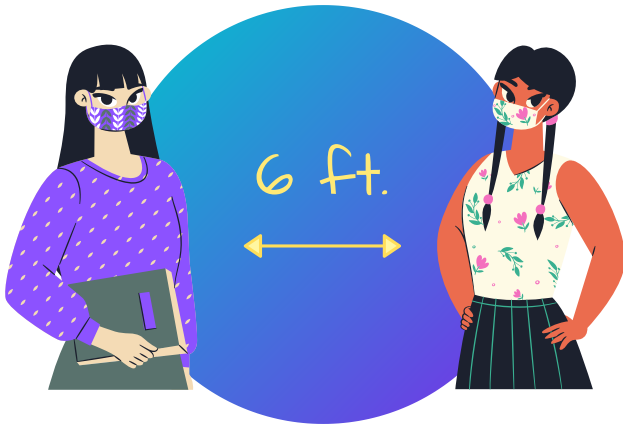
"Check in" on a shared lab, program or floor calendar - this will be an important step in maintaining 20% density and for contact tracing purposes.



If you encounter situations which cause concern, please do not hesitate to inform your supervisor, department chair directly, or confidential reporting of concerns is available through the University's Confidential Reporting and Help Line: #215-726-6759.



At ALL TIMES, on or off campus



Maintain strict social distancing of at least 6 feet, including in your work space.



Wear a mask if out in public.



Practice good hygiene, remembering to wash your hands frequently.



Continue to familiarize yourself with the guidelines for a safe return to campus.

<https://www.med.upenn.edu/evdresearch/return-to-the-workplace-guide.pdf>