



Hamilton C1 Ventilator Tip Sheet



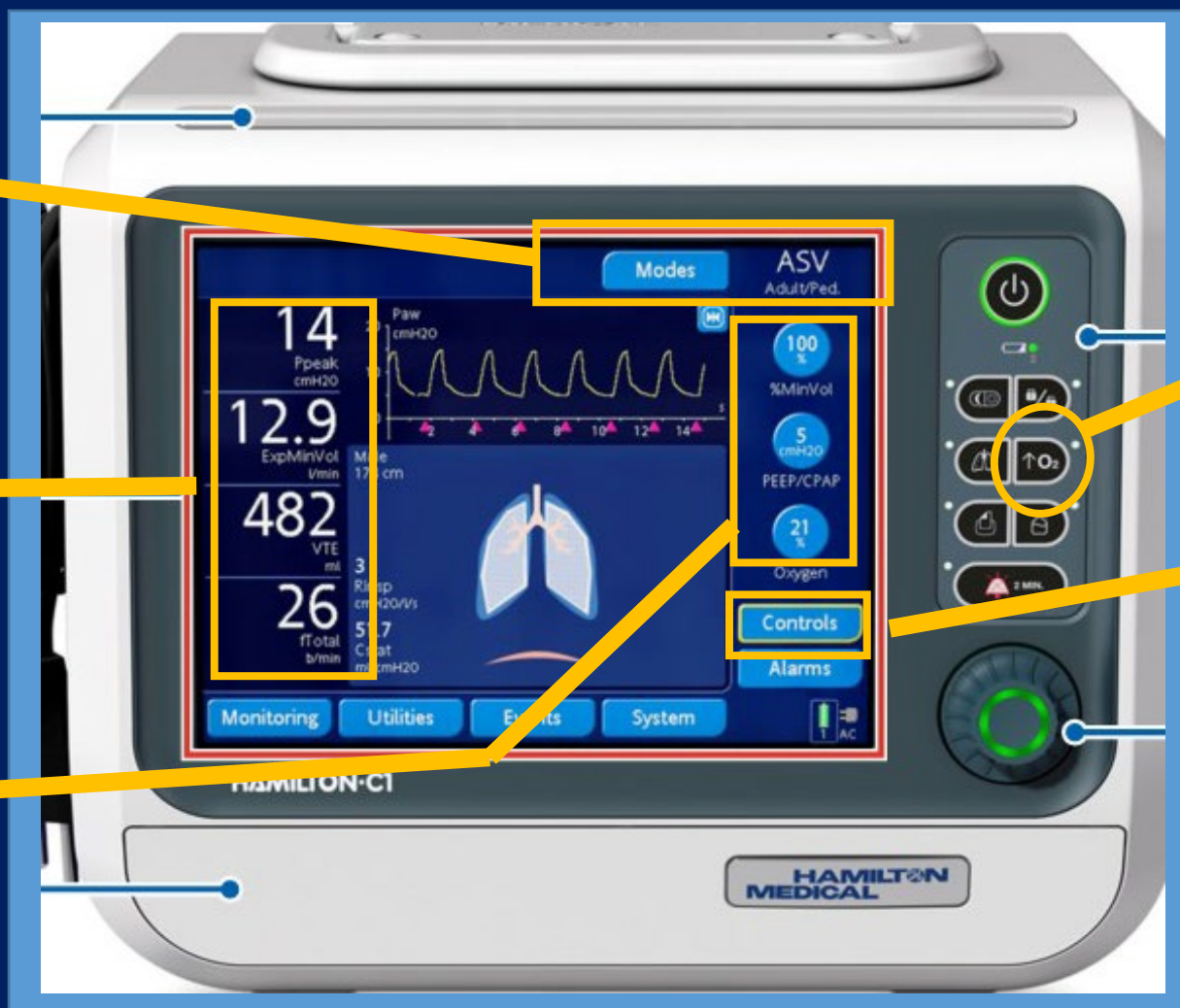
Any questions or concerns?
Call for local assistance and Respiratory Therapy

BASIC SCREEN INTERFACE AND CONTROLS

VENTILATOR MODE
(to change, press screen)

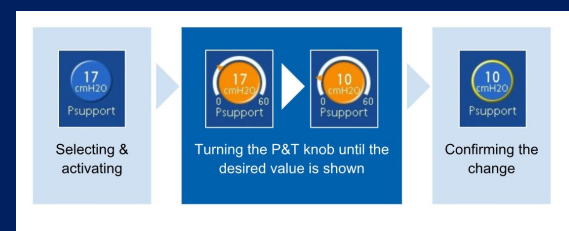
PATIENT DATA

VENTILATOR SETTINGS
(set by provider)



100 O₂ Boost
Press to deliver 100% FiO₂ for 2 minutes

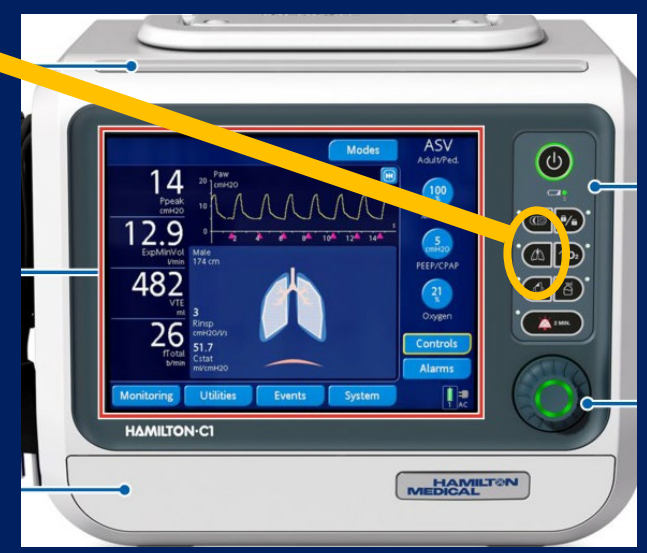
TO CHANGE SETTINGS
Touch control area on screen; Turn the knob for each parameter; Hit Accept



PERFORMING MANEUVERS (Either Inspiratory Hold or Expiratory Hold)

Maneuvers

- Inspiratory Pause to Assess P_{plat}**
Plateau pressure (P_{plat}): Pressure felt by the lungs, determined by Vt and lung compliance; Goal P_{plat} < 30 in ARDS (See ARDS Tip Sheet)
- Expiratory Pause to Assess autoPEEP**
autoPEEP: Hyperinflation as a result of incomplete emptying before next breath; Risk of ↓BPs /PEA; See Management of autoPEEP



PRESS and HOLD the "Insp Pause" button, followed by the Monitoring Button



autoPEEP

Plateau Pressure

