



# Puritan Bennett 980 Ventilator Tip Sheet



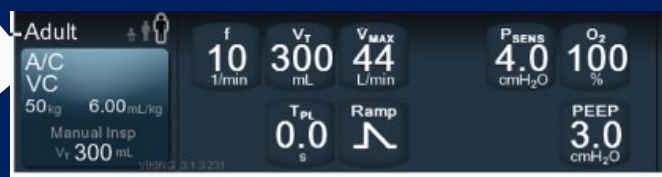
Any questions or concerns?  
Call for local assistance and Respiratory Therapy

## BASIC SCREEN INTERFACE AND CONTROLS

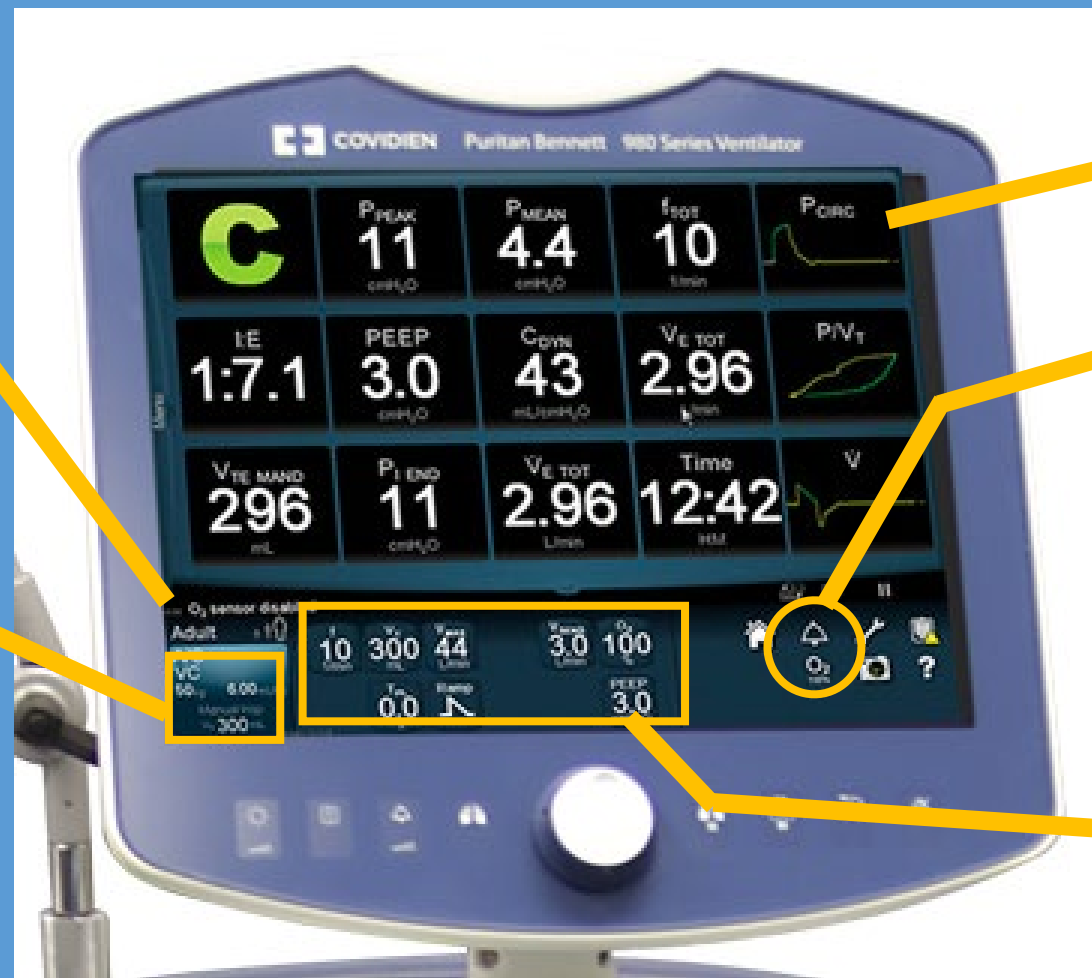
### VENTILATOR MODE

#### TO CHANGE SETTINGS

Touch Vent Setup area on screen;  
Turn the knob for each parameter; Hit Accept



ACCEPT



### PATIENT DATA



100 O<sub>2</sub> Boost  
Press to deliver 100% FiO<sub>2</sub> for 2 minutes

### VENTILATOR SETTINGS (set by provider)

## PERFORMING MANEUVERS (Either Inspiratory Hold or Expiratory Hold)

### Maneuvers



#### Inspiratory Pause to Assess P<sub>plat</sub>


**Plateau pressure (P<sub>plat</sub>):** Pressure felt by the lungs, determined by V<sub>t</sub> and lung compliance; Goal P<sub>plat</sub> < 30 in ARDS (See ARDS Tip Sheet)

#### Expiratory Pause to Assess autoPEEP

**autoPEEP:** Hyperinflation as a result of incomplete emptying before next breath; Risk of ↓BPs/PEA; See Management of autoPEEP



PRESS and HOLD  
Either the "Insp Pause" or the "Exp Pause"



Plateau Pressure

AutoPEEP will be located in same place after exp pause